



# 10<sup>th</sup> RSE

meets the Royal College of Radiologists in Dubai.



## Official Annual Meeting of the Radiology Society of the Emirates

# 18 & 19 April 2026

### Raffles Dubai Wafi - UAE

Pre-Conference  
17 April 2026

**5 CPD Points**

Awarded by Dubai Health Authority  
★★★

Conference  
18 & 19 April 2026

**14 CPD Points**

Awarded by Dubai Health Authority  
★★★

## AI in Radiology: Towards Platforms & Practice

# Conference Agenda

Strategic Regulatory Partner



Endorsed by



Destination Partner



Platinum Sponsor



Gold Sponsor



Silver Sponsor



Knowledge Partner



Bronze Sponsors



Workshop Presenter



Exhibitors



In Compliance with



Media Partners



Organized by



# Agenda

Day 1 - 18 April 2026

Saturday

## Room 1

07:30 - 08:00 Registration

### 08:00 - 09:00 Session 1: Voices of Emirati in Radiology

Moderators: **Dr. Abeer Ahmed Al Helali & Dr. Asma Khammas**

08:00 - 08:20 Beyond the Traditional Lens of Accreditation Standards:  
Insights from Radiology Residency at SKMC

**Dr. Ghufan Aref**

**Zakareya Saeed**

08:20 - 08:40 Imaging of Pediatric Liver & Renal Transplants

**Dr. Khalid Ahmad**

**Abdullatif Almohaideb**

08:40 - 09:00 Horner Syndrome

**Dr. Safaa Almazrouei**

09:00 - 09:30 Coffee Break & Opening Ceremony

### 09:30 - 11:00 Session 2: Artificial Intelligence in Radiology – Towards Platforms and Practice

Moderators: **Dr. Waleed Elsharkawy & Dr. Manzoor Ahmed**

09:30 - 10:15 **Keynote Lecture:**  
**Current update on AI in Radiology: Towards  
platforms and practice**

 **Prof. Fiona Gilbert**

10:15 - 10:45 Beyond the hype: AI hallucinations in radiology

 **Dr. Amna Kashgari**

10:45 - 11:00 **Panel Discussion - Towards Platforms and Practice**

**Dr. Amna Kashgari, Prof. Fiona Gilbert and Dr. Amanda Isaac**

### 11:00 - 11:45 Industry Symposium 1

Liver Imaging: A Roadmap and The Compass



**Dr. Ahmed Al Kindi**

### 11:45 - 13:15 Session 3: RSE Clubs: Highlights Session (MSK Radiology)

Moderators: **Dr. Abdulla Almaazmi &  
Dr. Rashid Alsharhan**

11:45 - 12:00 AI in MSK Radiology

 **Dr. Michail Klontzas**

12:00 - 12:15 The evolving role of AI in  
musculoskeletal radiology from  
diagnosis to interventions

 **Dr. Amanda Isaac**

12:15 - 12:30 Bones, Bytes, and Brilliance

**Dr. Rola Husain**

AI redefining MSK Radiology

12:30 - 12:45 "With Gleamer:

 **Dr. Amanda Isaac**

AI-Driven optimization of  
orthopedic planning and  
MSK workflows "

12:45 - 13:00 Multi-agent Systems in

 **Dr. Michail Klontzas**

Radiology

13:00 - 13:15 Approach to Bone Tumors

 **Dr. Leen Alkukhun**

### 13:15 - 13:45 Industry Symposium 2

Leading the AI in Radiology

**Mr. Subin Kottayi, Mr. Kunhimohamed Poolakkal**

13:45 - 14:45 Lunch Break

## Room 3

11:45 - 12:45

### Industry Workshop 1

Latest Innovations from Bayer  
in CT Contrast Injection  
Technology

**Mr. Haytham Mortada**



**SIEMENS  
Healthineers**

# Agenda

## Room 1

14:45 - 16:25

### Session 4: Paediatric Session: Everyday Pediatric Imaging: Essentials & Emerging AI

Moderators:

**Dr. Khalid Al Mohaideb & Dr. Ajay Dsouza**

14:45 - 15:05

Artificial Intelligence – Hopes and Challenges in Paediatric Imaging

 **Dr. Amna Kashgari**

15:05 - 15:25

Pitfalls in Neonatal Cranial Ultrasound

**Dr. Fatmah Mohamed Al Zeyoudi**

15:25 - 15:40

When It Counts Most: Pediatric Chest and Neck Conditions You Can't Miss

**Dr. Ajay Prashanth Dsouza**

## Room 2

14:45 - 16:15

### Session 5: Neuro & Head and Neck Session: Skull-Base Imaging

Moderators:

**Dr. Manzoor Ahmed & Dr. Salman Qureshi**

14:45 - 15:05

"The Holey Skull-Base" - The Foraminal World on Imaging

**Dr. Ayman Elsayed**

15:05 - 15:25

Skull Base Inflammation: Can Mimic & Get Mimicked

**Dr. Mohammad Asif Dogar**

15:25 - 15:45

AI in Neuro-imaging: An Update

 **Dr. Tilak Das**

## Room 3

14:30 - 15:30

### Industry Workshop 2

Radiologists vs AI: Fractures and Beyond

Workshop Structure:

- Overview of AI solutions, usage, and workflow.
- Quiz: 20 fracture cases, including some chest & mammography cases.
- Conclusion

**Dr. Sarim Ather  
Mr. Georgio Francis**



Working Coffee During Lecture

15:30 - 16:30 Poster Abstract Competition in Exhibition Area

15:40 - 16:05

Paediatric Abdominal Emergencies – When Time Is Crucial

 **Dr. Joanna Kasznia Brown**

15:45 - 16:05

Skull-base Cases: Imaging Potpourri

**Dr. Sayeed Iqbal**

15:30 - 16:30

### Session 6: Scientific Oral Abstracts

Moderators: **Dr. Hossameldin Kotb & Dr. Waleed Elsharkawy**

15:30 - 15:40

Anterior Abdominal Wall Masses: Imaging Approach and Differential Diagnosis

**Maitha Alnuaimi**

16:05 - 16:25

Scoliosis Imaging - The Fundamentals

**Dr. Shyam Mohan**

16:05 - 16:15

**Panel Discussion**

15:40 - 15:50

Applications of Advanced Materials for Magnetic Resonance Imaging

**Alexey Slobozhanyuk**

# Agenda

## Room 3

15:50 - 16:00	Trapped Within: Revealing the Signs of Internal Hernias	<b>Donna Salam</b>
16:00 - 16:10	Clinical Impact of Artificial Intelligence in Acute Ischemic Stroke Imaging	<b>Ahmad Otour</b>
16:10 - 16:20	2025 BI-RADS Revision: An Imaging-Based and Clinical Perspective	<b>Shahd Alsalehi</b>
16:20 - 16:30	Computed Tomography Characterization of Liver Metastases According to Primary Malignancy: A Review of the Literature	<b>Safae Lamhamedi</b>

16:30 - End of Day 1

### CME/CPD Accreditation

The **10<sup>th</sup> Official Annual Meeting of the Radiology Society of the Emirates (RSE)** is accredited with **14 CPD Credit Points** by the **Dubai Health Authority (DHA)**.

Conference website: [www.RadiologySocietyUAE.com/10RSE/](http://www.RadiologySocietyUAE.com/10RSE/)

- CPD Certificates can be obtained starting on 3 May 2026 through the Conference website.
- Login using the registered Email ID and Registration Number on your delegate badge.
- The deadline to receive your Certificate is on 19 July 2026. (Attendees will receive CME/CPD only for the sessions they attended)



### Mobile Application

**Step 1:** Access the App Store on iOS devices or the Play Store on Android and download the App “**Cvent Events**”

**Step 2:** Open the “**Cvent Events**” App on your mobile device’s home screen

**Step 3:** In the search bar on top, type “**10<sup>th</sup> Official Annual Meeting of the Radiology Society of the Emirates**”. Click “Open” to download the event.

**Step 4:** Enter your first & last name and the registered email ID to receive an OTP (one time password) on your registered email ID to log in to the Event App.

\*Note: Only registered attendees will be able to access the full Event App. If you do not receive the OTP, it means your email ID is not registered to the conference.

If you are registered but with a different email which is not configured on your mobile device, contact InfoPlus Helpdesk onsite to add your alternate email ID. After which attendees can log in again to receive the verification OTP to access the full mobile App .

Sponsored by



# Agenda

Day 2 - 19 April 2026

Sunday

## Room 1

07:30 - 08:00 Registration



### 08:00 - 09:00 Session 7: Scientific Oral Abstracts

Moderators: **Dr. Hossameldin Kotb & Dr. Waleed Elsharkawy**

- 08:00 - 08:10 Post-Hepatic Transplant Imaging: A Pictorial Review of Normal Appearances and Common Complications **Nida Naeem**
- 08:10 - 08:20 Radiomics and Artificial Intelligence in Oologic Imaging: Clinical Applications and Challenges **Safae Lamhamedi**
- 08:20 - 08:30 The ASA/AHA 2026 Guideline: Fresh from the Oven- The Neuro-imaging Spectacle **Mohamad Assker**
- 08:30 - 08:40 Decoding Bone Tumors: A Systematic Radiological Approach for Accurate Diagnosis **Jasna Parakkal**
- 08:40 - 08:50 Dynamic Ultrasound-Based Scoring of Ulnar Nerve Hypermobility and its Association with Ulnar Neuropathy at the Elbow **Eman Abusharbain**
- 08:50 - 09:00 Decoding Cortical Brain Masses: A Pattern-Based MRI Framework **Bushra Kurban**

### 09:00 - 10:30 Session 8: Artificial Intelligence in Radiology - Tackling the Challenges

Moderators: **Dr. Usama Al Bastaki & Dr. Falah Almahmoud**

- 09:00 - 09:20 Handling the real-life impact of artificial intelligence: the RCR's perspective  **Dr. Stephen Harden**
- 09:20 - 09:50 Radiology reports in the era of AI  **Dr. Dinesh Chinchure**
- 09:50 - 10:10 Implementation of AI in TB screening **Dr. Amina Aljasmi**
- 10:10 - 10:30 Panel discussion – Tackling the Challenges**  
**Dr. Usama Al Bastaki, Dr. Stephen Harden and Dr. Amina Aljasmi**

## Room 1

### 10:30 - 11:00 Session 9: Federal Authority for Nuclear Regulation (FANR)

FANR Regulatory Framework for AI in Radiology

**Eng. Mohamed Alhammadi**  
**Eng. Ghaya Alali**

## Room 3

10:00 - 11:00

### Industry Workshop 3

GE Healthcare Advanced Radiology Solutions

**Ms. Sewar Shuibat**  
**Eng. Mohan Shenoy**



GE HealthCare

11:00 - 11:15 Coffee Break

# Agenda

## Room 1

**11:15 - 12:55** Session 10: RSE Clubs: AI in Breast Imaging  
- Update on Current Status

Moderators: **Dr. Nehad Kazim Albastaki & Dr. Asiya Khan**

11:15 - 11:35 AI-Enabled Mammography: From Detection to Decision – Insights from a National Breast Screening Program **Dr. Safaa Khalil**

11:35 - 11:55 Evaluating AI for a National Breast Screening Trial  **Prof. Fiona Gilbert**

11:55 - 12:15 Benefits of AI in Breast Ultrasound **Dr. Alia Al Sayegh**

12:15 - 12:35 Smarter Breast MRI: The growing role of Artificial Intelligence **Dr. Naghma Nawaz**

**12:35 - 12:55 Q&A/Audience interaction with Panelists**

12:55 - 14:00 Lunch Break

## Room 3

11:15 - 12:15  
**Industry Workshop 4**

Helium - Free 3T MRI: A new paradigm in High-Field imaging with BlueSeal

**Mr. Haytham Mamdouh**

Verida - The third generation of Philips Spectral CT powered by AI

**Mr. Alaa Barakat**



## Room 1

14:00 - 15:30

**Session 11: Abdominal Imaging (GI & GU)**

Moderators:  
**Dr. Hidayath Ansari & Dr. Ahmed Al Kindi**

14:00 - 14:20  
How AI can reshape Body Imaging Practice  
**Dr. Jagalpathy Jagdish**

14:20 - 14:40  
A Potpourri of Interesting Abdominal Imaging Cases with Key Learning Points  
**Dr. Sowmya Veerasuri**

14:40 - 15:00  
GI and GU TB: Imaging Patterns, Mimics, and Diagnostic Pitfalls  
**Dr. Mohammed Babsail**

15:00 - 15:20  
Imaging of upper tract urothelial neoplasms: Pearls and Pitfalls  
 **Dr. Aws Kamona**

15:20 - 15:30  
**Q&A / Audience Interaction with Panelists**


## Room 2

14:00 - 15:30

**Session 12: Cardiac & Chest Imaging**

Moderators:  
**Dr. Usama Al Bastaki & Dr. Manzoor Ahmed**

14:00 - 14:20  
Decision, Not Detection: When Does Radiology AI Move Beyond Accuracy to Change Patient Outcomes?  
**Dr. Dheeraj Giri**

14:20 - 14:40  
Acute Aortic Syndromes-Imaging, Pearls and Pitfalls  
 **Dr. Dinesh Chinchure**

14:40 - 15:00  
ILD Essentials for the AI-Era Radiologist: From Pattern Recognition to Precision Diagnosis  
**Dr. Ahmed Sherif**

15:00 - 15:20  
Potpourri of Interesting Chest Cases  
**Dr. Mahmoud Elkaissi**

15:20 - 15:30  
**Q&A / Audience Interaction with Panelists**

15:30 - 16:00 Closing Ceremony & Awards Presentation

16:00 Concluding Coffee & Networking